









Months/ Exams	Class work / contents	Activities
April + May	L-1. A new Baby + To the Moon Grammar- Page – 5 to 11 W.Sheet - Page – 1 to 11	<ul style="list-style-type: none"> ✓Comprehension ✓Matching ✓Play with words ✓Spelling <p style="text-align: center;">+</p> <p style="text-align: center;">Recitation ☆ </p> <ul style="list-style-type: none"> ✓Grammar fun ✓Communication skills ✓ (L / S) ✓ Writing
July + August	L-2. The Lost sheep + Clouds Grammar- page – 13 – 27 W.Sheet – Page – 12 to 19	<ul style="list-style-type: none"> ◆Comprehension (Who said these + One words ans.) ◆Play with words ◆Moving of animals ◆Spelling <p style="text-align: center;">+</p> <p style="text-align: center;">Recitation </p> <p style="text-align: center;">- Christina Rossetti </p> <ul style="list-style-type: none"> ◆Punctuation ◆Grammar fun ◆Communication skills ◆Writing <p style="text-align: center;">◆Enjoy the poem ◆Fun Time</p> <p style="text-align: center;">◆Read aloud</p>
September	L-3. Why Did Seema fall + Miss Polly L-4. A Rainy Day L-5. Jojo's Pet + The wind and the Rain Grammar:- Page – 32 to 44 W.Sheet – Page – 21 to 31	<ul style="list-style-type: none"> • Comprehension • Answer these • Play with words • Spelling • Grammar fun • Communication skills (L/S) • Writing <div style="border: 1px solid black; padding: 5px; margin: 5px 0;"> <p>Note :- Discussion with the children the importance of being organized and keeping this things neat and tidy.</p> </div> <p>+Recitation</p> <ul style="list-style-type: none"> ◆Enjoy the Poem ◆Answer these ◆Read aloud ✓Fun time ✓Punctuation ✓Drop the 'e' ✓Has /Have <p style="text-align: center;">✓ Enjoy the poem- Ruskin Bond </p>
October	L-6. A visit to Granny L-7. Festivals are Fun + I Can Grammar- Page- 48 to 57 W.Sheet – Page – 36 to 46	<ul style="list-style-type: none"> ◆Comprehension (complete there sentences + one word) ◆Play with words (Rearrange + F.I.B.) ◆Spelling ◆Grammar fun ◆Use a / an <ul style="list-style-type: none"> ◆Communication skills (L/S) ◆writing <p style="text-align: center;">+ Recitation</p>

<p>November</p>	<p>L-8. A Gift for Mummy + A Happy child L-9. To the Farm</p> <p>Grammar- Page – 63 to 69 W.Sheet – Page – 51 to 60</p>	<ul style="list-style-type: none"> ◆Comprehension (sentence completion + who sad these) ◆Play with words ◆Communication skills (L/S) ◆Grammar fun ◆Who did what ◆Punctuation ◆Spelling ◆writing + Recitation
	<p>L-10. The shoemaker and the Elves + My Garden</p> <p>L-11. Minoo and Kitty</p> <p>L-12. Teenu Saves the Lion + What I like</p> <p>L-13. Time to be a Rock</p> <p>Grammar: Page – 75 to 79 W.Sheet – Page – 61 to 85</p>	<ul style="list-style-type: none"> ◆Comprehension ◆Play with words ◆Spelling ◆Grammar fun (Opposites) ◆writing + Recitation Enjoy the poem + Make some questions + Recitation Enjoy the poem Its fun time  



Months/ W.Days	Contents	Teaching Aid & Activity
April + May	<p>Page no – 1- 20</p> <ul style="list-style-type: none"> Match the things with numbers. Count and write. Number before, after, between. Count and add, count & subtract. The number Zero. Addition table. ● Number up to 50 <p>(a) Write in words. (b) Write in numbers.</p> <p>Work sheet – Page no. 1 to 20</p>	Discuss about '0' Zero and numbers after , before, between.
July	<p>Page no 21 to 46.</p> <ul style="list-style-type: none"> Word problem, on addition. Order of the days and month. Addition and subtraction on the line. Number after, before , between Class Test Table 2 to 5 write & learn. Number up to 51 to 100. <p>(a) Write in words. (b) Write in number.</p> <p>Work Sheet – Page no. 21 to 40</p>	Saying table in the class.
August	<p>Page No- 52 – 73</p> <ul style="list-style-type: none"> Writing numbers by counting tens and ones. Put the correct sign 'Z' zero. Largest & smallest numbers. Ascending, Descending order. <p>Work Sheet – Page no. 41 to 60</p>	Abacus and teach-next.
Sept.	<p>Coin exchange. Indian currency notes. Shopping.</p> <p>Work Sheet – Page no. 61 to 70</p>	Recognize Indian coins and currencies.
Nov.	<p>Page No. 85 to 103.</p> <ul style="list-style-type: none"> Name of the shapes. Subtraction. Word-problem on subtraction. Adding three numbers. Write & learn table 6 to 8. Number name 101 to 200. <p>Work Sheet – Page no. 71 to 77</p>	Identify the shapes. Corus table 6 to 8.
Dec.	<p>Page No- 104 to 130.</p> <ul style="list-style-type: none"> Counting by jumps. Repeated addition as multiplication. Multiplication as repeated addition. Table 8 to 10 <p>How many. Writing 101 to 200. Number shown on abacus.</p> <p>Work Sheet – Page no. 78 to 84</p>	Table 8 to 10
Jan./ Feb	<p>Page No. 133 to 154</p> <ul style="list-style-type: none"> ✓Addition 2 digit. ✓Addition with carrying. ✓Subtraction with borrowing. ✓Measurement of length. ✓Days, week, month, Year. <p>R.W. Work Sheet- Page no. 85 to 92</p>	Months name Days name



Months/ W.Days	Contents	Activities
April + May	Unit – 1 : My Self Concepts : 1. Making Friends 2. My Body 3. Sense organs	<ul style="list-style-type: none"> ❖ Observe Your family members and complete the table. ❖ Draw or paste the body parts on a chart paper and colour it.
July + August	Unit - 2: Our needs: Concepts: 1. Our Clothes 2. Our Food 3. Good Habits 4. Keeping healthy 5. Safety Rules The Clothes we wear in different season. Different clothes for different occasions and related uniforms. Healthy food habits and being. Magic words, I say please. Sorry, Thank you. To avoid accidents and be safe, we should be alert. Follow safety rules every where.	<ul style="list-style-type: none"> ❖ Mark a pen stand and keep it on your table to keep your pencils, rubbers etc. in it. ❖ Draw and colour a traffic signal in your note book and write what each means. ❖ Colour things in your book which help us to remain clean, and also colour the slogan "HEALTH IS WEALTH"
Sep.	<ul style="list-style-type: none"> • Unit- 3 About Family and House Concepts: My family Helping the family My House In my House • About family and family members. • Relation ship with them • Sharing caring and learning in family. • Importance of parents in our life. • Single parent family. • Need of house • Kinds of house • Different rooms in a house. 	<ul style="list-style-type: none"> ❖ Make a photo frame of your family members and hang it in your class. ❖ Discussion, how to help our parents at home. ❖ Colour the house beautifully using the colours of your choice in book.
October	Unit – 4 : Our Surroundings Concepts: My Neighbourhood Celebrations Places of worship The School <ul style="list-style-type: none"> • Different kinds of neighbourhood • Special days that we celebrate • People of different religion go to different places to worship god. • Always pay attention towards studies and keep your school clean. 	<ul style="list-style-type: none"> ❖ Paste Pictures of different festivals on a chart paper. ❖ Paste pictures of different places of worship and write their name in your notebook.
November	<ul style="list-style-type: none"> • People at work • Plants and nature • The world of animals • Animals-food and shelter Concepts: <ul style="list-style-type: none"> • Different people have different kind of work. • Parts of plants and uses of plants. • Wild animals, domestic animals pet animals, birds, Insects, water animal. 	<ul style="list-style-type: none"> ❖ Paste some pictures of things you get from plants in your book. ❖ Collect different types of animals and paste it on a chart paper and write their name also.

	<ul style="list-style-type: none"> • Different types of eaters and their shelters. 	
December	<p>Unit – 5 : Travel Unit- 6: Earth and the sky Concept : Means of Transport Up in the sky Our Earth</p> <ul style="list-style-type: none"> ❖ Different types of transport roadways, airways, water ways. ❖ Directions- East, West, North, South ❖ We see in the sky : Sun, moon, Stars, Rainbow, Clouds ❖ Define hills mountains, valley, desert. 	<ul style="list-style-type: none"> ❖ Collect pictures of different means of transport and paste them in your note book. ❖ Make a model of globe with the help of lump of clay and blue and brown water colours.



Term – (I)



Months/ W.Days	Contents	Class work & Activity
April + May	L-1. Machines and their uses L-2. Computer: A smart Machine	Explanations + My Acitivity-1 +My Activity-2 Explanations Brain Developer (F.I.B.+ T/F + Tick the best) Project – Draw a computer on a chart paper or thermocoll and colour it. My Activity -12 + My activity-16 (Lab Activity)
July	L-3. Uses of a Computer L-4. Places where we use computers	Explanations + Brain Developer (F.I.B.+ T/F + Tick the best answer) My Activity -2 + My activity-29 (Lab Activity)
August + September	L-5. Computer Parts L-6. Do's and Don'ts for your computer	Explanations + Brain Developer (F.I.B.+ T/F + Tick the best ones + Matching) My Activity -37 + My activity- 43 (Lab Activity)

Term- (II)

October + November	L-7- Switching ON/OFF the computer. L-8. Drawing on the Computer with paint.	Explanations + Brain Developer (F.I.B.+ T/F + Tick the best ones) My Activity -50 and 58 (Lab Activity)
December	L-9. Data and Memory L-10. Storing your Data	Explanation + Brian Developer (Fill in the Blanks + T / F + Tick the correct answer) My Activity – 64 and 68 (Lab Activity) Project – Draw a computer and its parts (C.P.U. , Key board, Mouse, Monitor) on a chart paper.
January	L-11. The Mouse	Explanations + Brain Developer (F.I.B. + Matching + T/F + Tick/Cross) My Activity- 73 (Lab Activity)



Term – (I)

Months/ W.Days	Contents	Class work & Activity
April + May	Unit - 1 : Live well with Mr. Snail L.1. Moral Values L.2. Prayer Time L.3. Eat Healthy L.4. Tooty Fruity	<ul style="list-style-type: none"> ❖ Write correct words + Foods name + Fruits name + Tick the odd one out write 'H' (healthy) Food and 'J' for junk food ❖ Matching ❖ Projects – Draw or paste pictures of fruits or animals on a chart paper.
July	Unit – 2: Nature Nook with Mr. Tree uncle. L.1. Land and water animals L.2. Unmatchable animals L.3. Animals Home L.4. Little them up L.5. Pair them up L.6. Dream Green	<ul style="list-style-type: none"> ❖ Write the name of animals which have unique qualities + Matching + Write the animals babies name + write the name of the female partners.
August + September	Unit – 3 : Language play with Mr. Hattori L.1. One plus one (Language and Literature) L.2. Nursery Rhymes L.3. Hidden words L.4. Short Cut L.5. Read and Learn (Factomania) L.6. My Story Book Friend	<ul style="list-style-type: none"> ❖ One Plus one: ❖ Ex-  +  = Sunflower ❖ Recognise the Rhymes and answer the following questions. ❖ Hidden words: Ex. <u>B</u>owl = owl ❖ Short cut Ex. <u>Z</u>ip per ❖ Match the pictures with the names of the stories.
October + November	Unit- 4: Sci – Fi with Mr. Magician L-1. Body Basics L-2. Body Parts and their uses L-3. Our posture L-4. Sense Stations	<ul style="list-style-type: none"> ❖ Body Basics ❖ Body parts and their uses ❖ True/False ❖ Tick the right sense organs. <p>Project: Draw- parts of body one a chart paper and colour it or draw games equipment on a chart paper and colour it.</p>
December	Unit – 5: Worldwide with Mr. Globy Dobby Trace 'n' Tell (Riddle Mania) L-1. Useful Gadgets L-2. Let's Travel out L-3. Who am I ? L-4. Weather around the globe.	<ul style="list-style-type: none"> ❖ Trace the dots to complete the pictures. ❖ Look at the pictures and write the gadgets name. ❖ Name of Transport ❖ Who am I ? ❖ Circle the weather related words in this cloud.
January	Unit- 6: Sports 'N' Fun with Ms. Bolly Dolly L-1. Outdoor and indoor games. L-2. Guess and Learn L-3. Let's play with Toys L-4. Famous sports persons. L-5. Games Equipment the magic wand know more about sports.	<ul style="list-style-type: none"> ❖ Identify the names of sports ❖ Rearrange the letters ❖ Complete the names of toys and equipment. ❖ Matching



Dr. Rizvi Learners' Academy

Syllabus for Class- I

Subject- Listening / Values First

Session- 2017-18

Term	Values / Contents
Term -1	Lesson (1 to 6) Page no- 5 to 35
Term- 2	Lesson – (7 to 12) Page No- (41 to 72)
Term -1	Lesson (1 to 5) Page no- (7 to 34)
Term- 2	Lesson – (6 to 12) Page No- (41 to 73)